

Magnum 6' Baker's Scaffold Instructions – SCF6B

ONE YEAR LIMITED WARRANTY

Magnum Tool Corp., Inc. offers a one-year limited warranty on the scaffold against manufacturing defect from the date of purchase. Excluded from all warranties are inbound freight or freight losses. At its own discretion, Magnum Tool Corp., Inc. will replace or repair this product and return it within a reasonable time. This warranty does not cover any damage(s) caused by any incorrect or inappropriate use, care or maintenance. Returns are not accepted without a valid Return Merchandise Authorization #. Please call us at 1-888-443-8889 to obtain a RMA number prior to sending back the product.



MAXIMUM CLIMBING DISTANCE

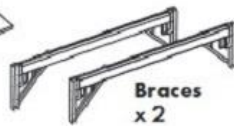
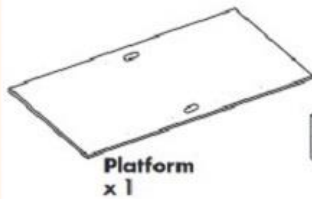
Maximum distance to keep from the side frame in order to safely climb a scaffold unit. The loading condition indicated in this table is only the scaffold's self-weight (i.e. weights of guardrail or outriggers are not considered.)

Total Weight (Worker + Tools)	One Unit High	Two or More Units High*
	Distance is measured from the farthest body part to the ladder**	
150 LB	14.11 in.	26.58 in.
160 LB	13.22 in.	24.92 in.
170 LB	12.45 in.	23.45 in.
180 LB	11.75 in.	22.15 in.
190 LB	11.14 in.	20.98 in.
200 LB	10.58 in.	19.94 in.
210 LB	10.08 in.	18.99 in.
220 LB	9.62 in.	18.12 in.
230 LB	9.20 in.	17.34 in.

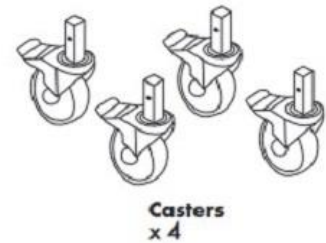
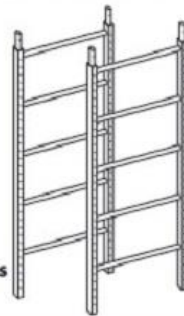


- * The counterweight provided by the guardrails and outriggers is not considered in this calculation.
- ** No part of the body should extend farther than the distance

PACKAGING CONTENTS



Side Frames
x 2



AVAILABLE ACCESSORIES



Item Code: SCF6B-O
14" Outriggers (4 pc/set)



Item Code: CAS5SL
5" Swivel Caster with Break



Item Code: SCF6B-G
Guardrail Set